

Make a sculptural necklace to hang on your wall.




Mikala Dwyer
Necklace for Wall 2011
silver, bronze, copper, glazed ceramic, leather,
metal, plastic and found objects
210 x 222 x 42 cm
Heide Museum of Modern Art
Purchased with funds from the Truby and Florence
Williams Charitable Trust, ANZ Trustees 2011
© Mikala Dwyer

Mikala Dwyer (born 1959) is an Australian contemporary artist who makes sculptural installations, often referencing ideas about the human body. She uses materials such as plastic, fabric, plywood, and plants and appreciates their raw, unfinished qualities.

In her sculptural work, *Necklace for Wall* (2011), Dwyer used the Art Elements of **LINE** and **SHAPE** in many ways to create a sense of **MOVEMENT** and **BALANCE** in her work. There are curved and straight **LINES**, organic and geometric **SHAPES**, as well as a variety of **TEXTURES** and **COLOURS** that make viewers' eyes move around the work.



To make *Necklace for Wall*, Dwyer used glazed ceramic, leather, plastic, found objects, silver, bronze, copper and other metals. Found objects are any objects or materials that an artist finds and collects for their aesthetic or other interesting qualities. You could select material from Dwyer's list to add to those below if you wish.



Step 2 Decorate cotton reels, cardboard and paper with text, permanent marker or fine liner. Use a variety of lines and patterns.



Step 3 Scrunch up the paper into loose balls and use wool or string to tie a loop around them, ready to hang from your necklace.



Step 4 Decorate the skewers by winding wool around them in the colours of your choice.



- Step 5** Lay out three lengths of wool and string to create your necklace. Tie together at different lengths. Begin attaching pieces to the necklace with string. Continue working on the different sections of your necklace, standing back now and then to look at your piece as you are working on it to see if you need to add different colours or objects.



- Step 6** When you are happy with your work, your wall necklace can be hung on the wall.

Take a photo of your Mikala Dwyer-inspired necklace on your wall and share it on facebook or instagram using the hashtag **#heideathome** or send it to us at **programs@heide.com.au**.