

SCULPTURE SHAPES

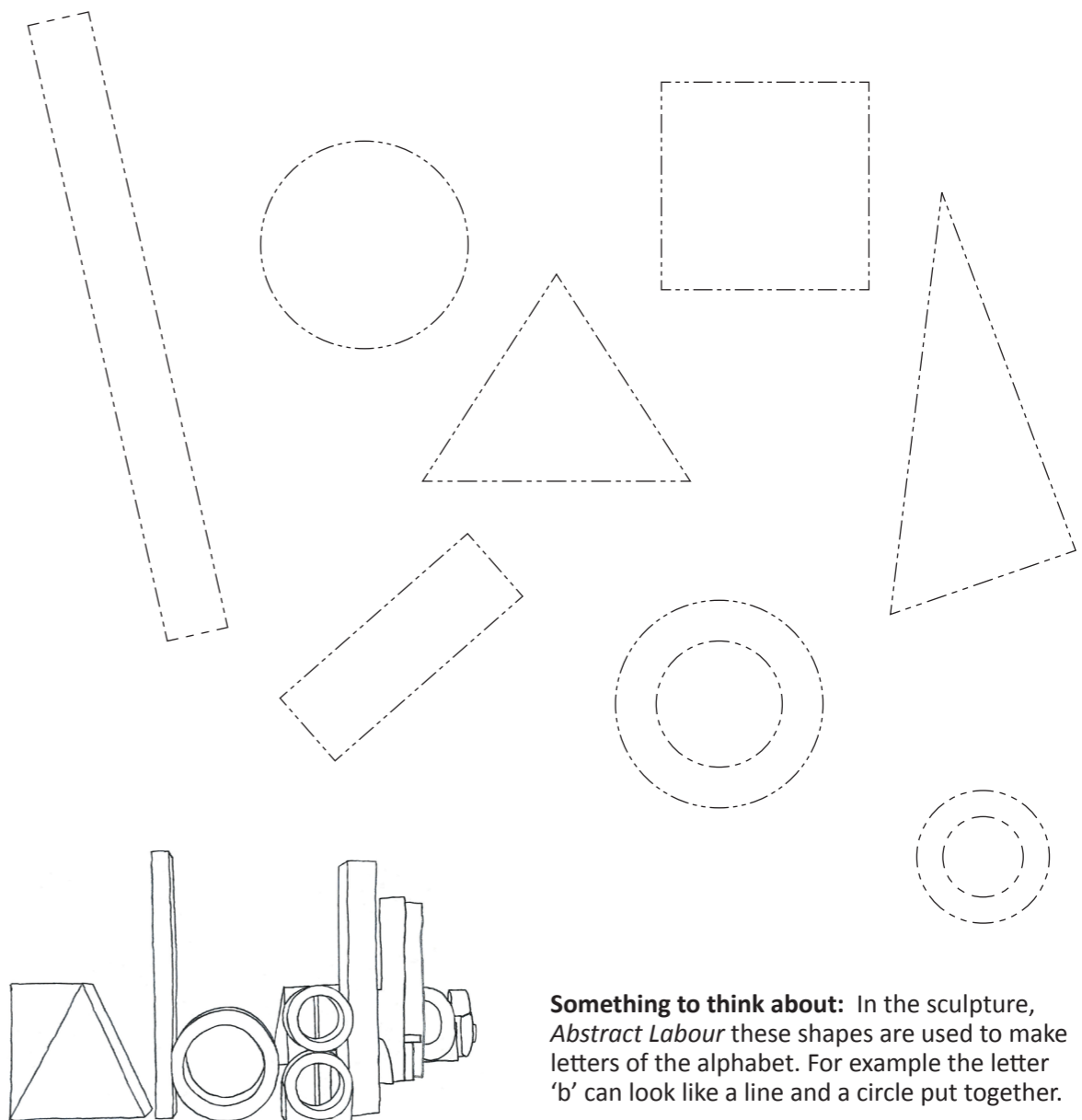
▲ Look and learn about shapes in art with this fun activity especially designed for very young children and their carers.

SEEK

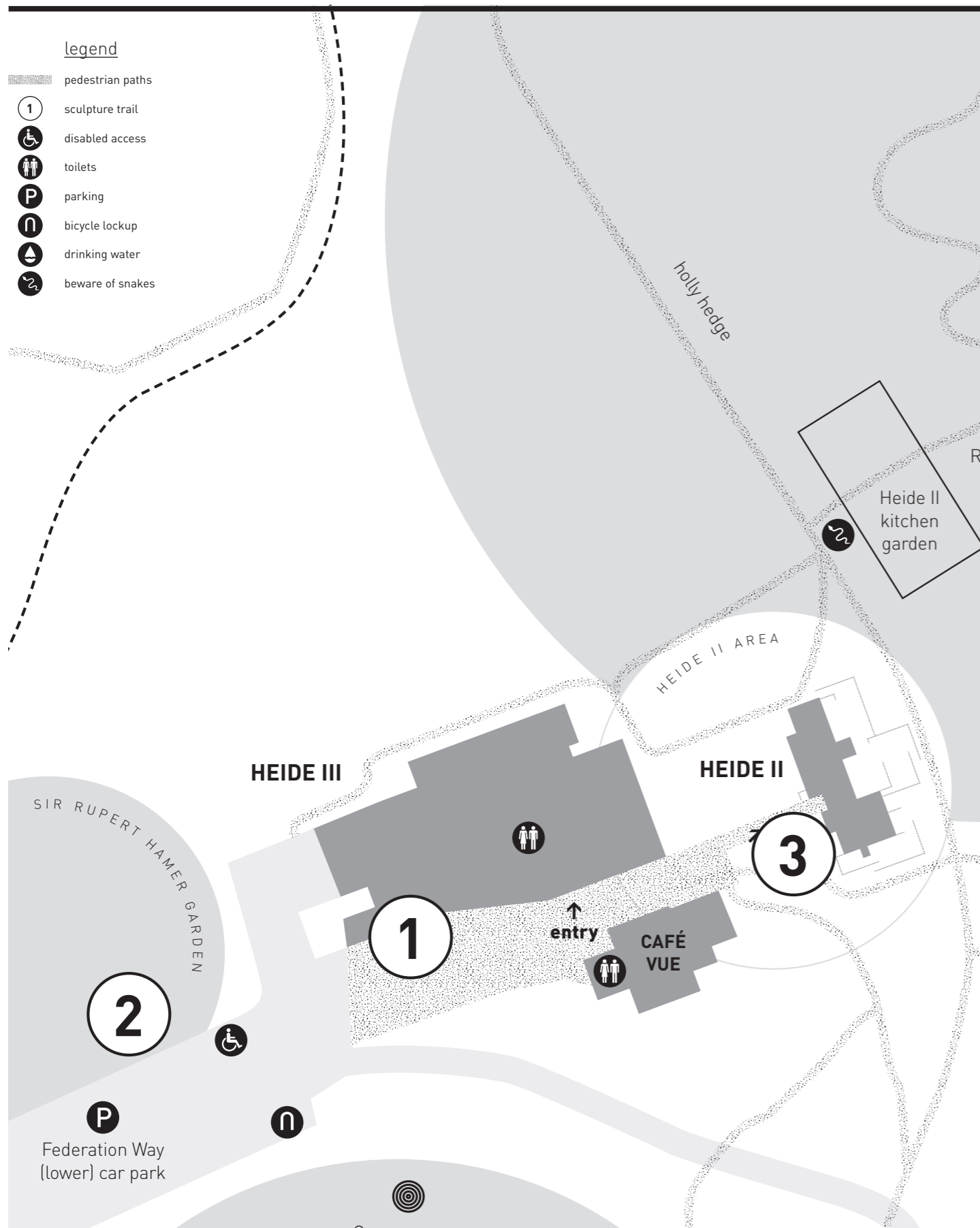
1. Emily Floyd
Abstract Labour 2014

IMAGINE AND CREATE

Walk all the way around the sculpture *Abstract labour*. How many of these shapes can you find hidden in the sculpture, what colour are they? You can trace their outlines.



Something to think about: In the sculpture, *Abstract Labour* these shapes are used to make letters of the alphabet. For example the letter 'b' can look like a line and a circle put together.




SEEK

2. Inge King
Rings of Saturn 2005-06

IMAGINE AND CREATE

There are circles and half circles in this sculpture. Look at the sculpture and trace the shape of the circles round and round in the air with your finger.

The planet Saturn has rings around it. Draw rings of different sizes around the circles below, and draw a star shape if you like.



Something to think about: The steel used to make this sculpture has been brushed to look bright silver. Does it remind you of a space craft?

SEEK


3. George Baldessin
Mary Magdalene 1978-1985

IMAGINE AND CREATE

This sculpture has long oval shapes hidden within it. Can you draw a wobbly, bumpy shape in the space below, starting with squares or circles?



Something to think about: Shapes found in nature are called organic. These shapes don't have straight edges like geometric shapes.



Share your shapes with
@heideMoMA